

M.C.T

Meta Cell Technology



MCT® Kit Manual

Ver: 2025-06



CLINIPRO SL

Manel Farres, 101
08173 Sant Cugat del Vallès
España



0051

Intended Use: MCT Kit is a sterile, single-use container specifically intended for storing body fluids such as blood, plasma and liquid fat that is to be subsequently re-administered to the patient within 24 hours. It is intended to provide the specific environment necessary to condition the fluid according to the physician's requirements before it is administered to the patient.

Specific clinical applications include the conditioning of platelet-rich-plasma (PRP), serums, cell concentrations (Stromal-vascular-fraction) or fat-derived concentrates to enhance cell regeneration results when administered to the patient.

Indications:

MCT Kit is indicated to be used by physicians in general medicine, to hold and store body fluids such as blood and plasma that is to be subsequently re-administered to the patient within 24 hours.

Contraindications:

Such associated to the medical procedure.

Specifications:

Volume: The volume of the container is the standard volume of an extraction syringe (10ml) plus small extra volume (0,5ml) for minor fluctuations (temperature, etc..).

Shape: The extra flat shape of the container is to guarantee that, if cells are physically conditioned by light:

- 1- All the liquid will be exposed to the light
- 2- Exposure will be homogeneous for the whole volume.

Ports: The 2 ports allow the pressure equalization while loaded and unloaded. With only one port negative pressure (while unloaded) would narrow the space and might squeeze/stress the liquid.

Transparence: The specific Terlux® medical polymer guarantees the reflection and diffraction of the light is less than 0,1%. This means that all the amount of light emitted will reach all the liquid in the same way.

Interactions: MCT Kit interacts only with syringes (Luer Lock® or standard) for load-unload purposes.

Presentation:

MCT Kit is composed of:

- a 10 ml capacity flat rectangular medical grade plastic container with 2 filling / extraction holes
- wrap of soft plastic of medical grade that incorporates the plugs for the 2 holes of the kit
- Each box /secondary packaging) contains 10 units MCT Kit



























The MCT Kit is presented sterile into a pouch (primary packaging) hermetically sealed.



Identification:

Each kit is identified with the following information:

REF	MCT Kit	LOT	202505007	UDI	 (01)08437020672016 (11)250615 (17)290615 (10)202505007 (21)30000
	2025-06		2029-06	    DO NOT RE-USE OR RE-STERILIZE RISK OF INFECTION	
	CLINIPRO SL Manel Farrés 101 08173 Sant Cugat del Vallés (Barcelona) Spain		MD	STERILE R	 0051

	Product identification reference
	Manufacturing batch code
VER:	Labelling version
	Do not use if package is damaged
	USE BY (AAAA-MM)
	Product for single use Do not reuse. The reuse of the device can produce a cross infection
	Sterilized with gamma radiation
	Do not re-sterilize. The device does not support their correct cleaning and sterilization after used
	CAUTION
	Consult instructions for use
	Medical Device
	Unique Device Identifier (01) UDI-DI (11) PRODUCTION DATE YY-MM-DD (17) EXPIRATION DATE YY-MM-DD (10) LOT NUMBER (21) SERIAL NUMBER (only present in the UDI, data not related to traceability)
	MANUFACTURER. This symbol is accompanied by the name and the address of the manufacturer
	CE symbol with the intervention of a Notified Body
	Date of manufacture
	Single sterile barrier system

Instructions for use:

- 1) Open the secondary packaging and remove the kit
- 2) Check that the primary packaging has not been damaged
- 3) Check that the product is not fractured or cracked
- 4) While another person opens the primary packaging, remove the kit equipped with sterile gloves



- 5) Place the Luer-Lock syringe in one of the connectors and lock it
- 6) Fill the kit with the filler face tilted up so that it is higher than the bottom face (see photo)
The filling capacity is 10ml maximum



- 4) Close the 2 connectors with the 2 plugs included in the soft plastic wrap



- 5) To extract the contents of the kit, remove one of the plugs, place the Luer-Lock syringe in the connector, block it and extract the desired amount by tilting the Kit.



Warnings:

- Place a 20 or 25 micras filter coupled to the Luer-Lock syringe before application to the patient
- The sterile MCT Kit is for single use
- Do not use if the product is fractured or cracked
- Do not re-sterilize. The device does not support their correct cleaning and sterilization after used
- Do not reuse. The reuse of the device can produce a cross infection
- Once used, get rid of the MCT Kit in a special biological waste container

Notice:

- Any serious incident that has occurred in relation to the device should be reported to the manufacturer and Competent Authority.